
















Figure 6.5: Oral-Presentation Rubric

Consider each requirement for the presentation and determine (by circling the smiley face) if your friend could improve in that area, met the expectation (good), or went beyond what was expected (brilliant).

	Could Be Better	Good	Brilliant
Speaks loudly and clearly			
Speaks with good expression			
Uses eye contact			
Uses hand motions			
Uses visual aids			
Describe two strengths of this presentation.	1. _____ _____ 2. _____ _____		
Describe one way to improve this presentation.			