




















Digital Swamp Index

| Criteria Area | Rating | Rationale Summary |
|--|--|-------------------|
| Pedagogy  Clarity and quality of intended outcome  Quality of pedagogy and relationship between teacher and learner  Quality of assessment platform and functioning |   | |
| System Change  Implementation support  Value for money  Whole system change potential |   | |
| Technology  Quality of user experience/model design  Ease of adaptation  Comprehensiveness and integration |   | |

Innovation Index



-  **GREEN: Good**—Likely to succeed and produce transformative outcomes
-  **AMBER GREEN: Mixed**—Some aspects are solid; a few aspects are lacking full potential
-  **AMBER RED: Problematic**—Requires substantial attention; some portions are gaps and need improvement
-  **RED: Off track**—Unlikely to succeed