

Figure 3.23: Fraction Kit Instructions

Fraction Kit

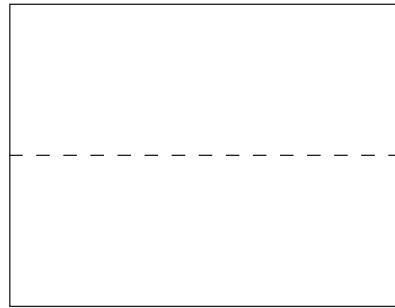
Use 9 in. × 12 in. construction paper. You will need two sheets of red and one sheet of each of the following colors:

- Blue
- Orange
- Yellow
- Green

When folding, only use “hamburger” folds, with folds parallel to the shorter side. Do not use “hotdog” folds.



Hamburger fold



Hotdog fold


Do the following with each color:

- Red—Leave as-is.
- Blue—Fold and tear in two equal pieces.
- Orange—Fold and tear in two equal pieces. Fold and tear each of those pieces in two equal pieces.
- Yellow—Fold and tear in two equal pieces. Fold and tear each of those pieces in two equal pieces and repeat.
- Green—Fold and tear in two equal pieces. Fold and tear each of those pieces in two equal pieces and repeat twice.

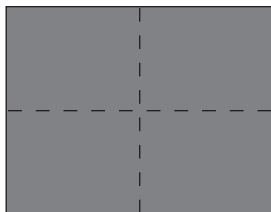
When you are finished, your kit should look like this:



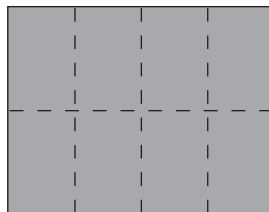
red



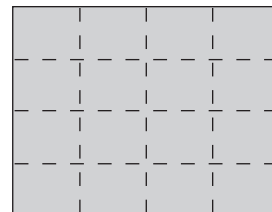
blue



orange



yellow



green